


Corners and Matching Beading

Size: mm



K5002 2075X73




J002
370X370



K5003 2000X90



J003
360X360



K5012 2440X52



J5012-1
285X285



K5003 2000X90



J003A
340X340



K5012 2440X52




J5012-2
285X285



K5005 2000X75



J005
360X360




K5014 1500X42



J014
250X250



K5008 1960X60




J008
300X300




K5015 2000X82



J015
360X360



K5010 2150X78



J010
370X370



K5017 1490X65



J017A
280X280

Corners and Matching Beading

Size: mm



Corners and Matching Beading

Size: mm



K5043 2440X55



J5043
500X500



K5054 1500X50



J054
300X300



K5044 1520X48



J5044
210X210



K5054A 2000X60



J054A
360X360



K5047 1510X55



J5047
230X230



K5055 2000X60



J055
240X240



K5048 1540X52



J048A
260X260



K5056 2000X60



J056
290X290




K5048 1540X52



J048
250X250



K5057 2000X60



J057
300X300



K5050 2000X55



J050
340X340



K5060 2000X50



J060
255X255



K5051 2000X65



J051
320X320



K5061 2000X60



J061
300X300